

DRAWING TITLE:

# GSKY GREEN WALL PANELS

## IRRIGATION LAYOUT 1

IRRIGATION LAYOUT FOR ICU-1000

IRRIGATION LAYOUT FOR ICU-600

STUB-OUT DETAIL

ZONE VALVE DETAIL



#704 - 318 HOMER ST  
VANCOUVER, BC V6B 2V2  
604-708-0611 ph 604-357-1315 fax  
www.gsky.com

MAX. 36 PANELS IN EACH CONTINUOUS ROW  
MAX. 5 PANELS HEIGHT IN ONE ZONE  
MAIN IRRIGATION SUPPLY LINE CAN BE COPPER, PEX OR PVC TO MEET LOCAL CODE (BY PLUMBER)  
STUB-OUT SHOULD BE INSTALLED WITH FEMALE PIPE THREAD FITTINGS

DRAWING #


10-p

DATE: AUG 18, 2010

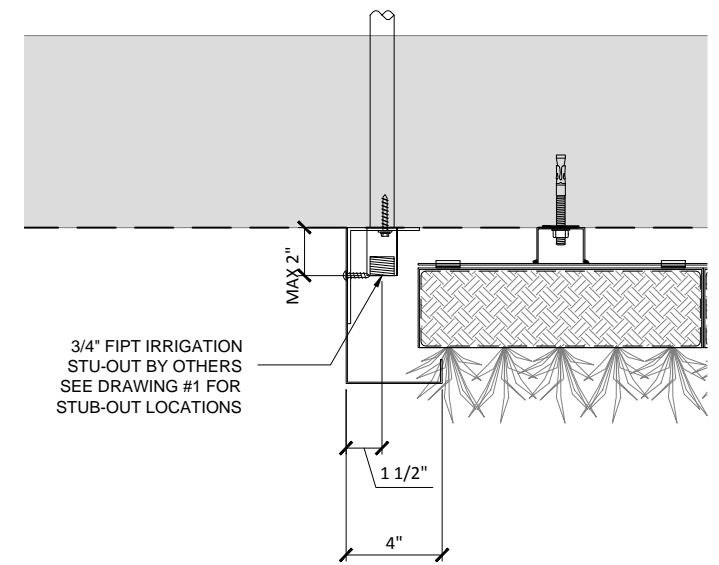
SCALE: AS NOTED

REV DATE: N/A


PAPER SIZE: 11 x 17



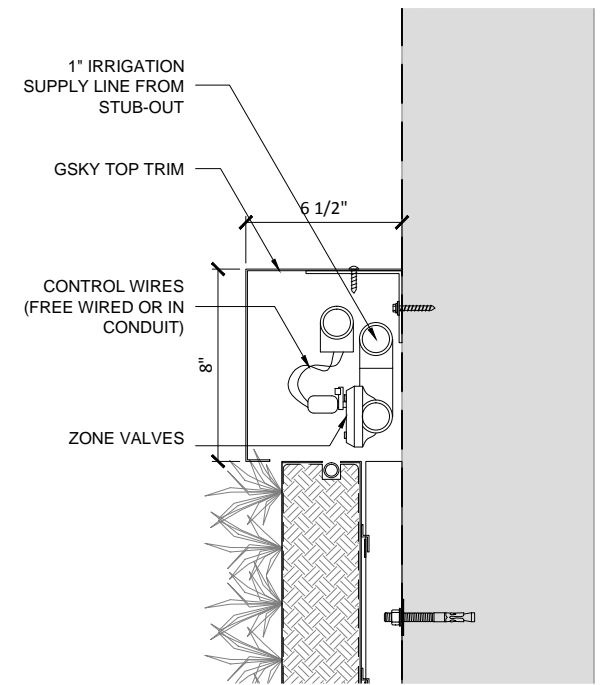
1 IRRIGATION LAYOUT FOR ICU-600 / ZONE VALVES AT ICU  
SCALE NTS (FILE # 10-p-1)



2 IRRIGATION STUB-OUT DETAIL FOR ICU-600  
SCALE 1-1/2" = 1'-0" (FILE # 10-p-2)



3 IRRIGATION LAYOUT FOR ICU-1000 / ZONE VALVES IN TOP TRIM  
SCALE NTS (FILE # 10-p-3)



4 ZONE VALVE DETAIL FOR ICU-1000 IN TOP TRIM  
SCALE 1-1/2" = 1'-0" (FILE # 10-p-4)