

DRAWING TITLE:

GSKY GREEN WALL PANELS

STEEL WALL STRUCTURE / INTERIOR OR EXTERIOR

3D VIEW
PLAN DETAIL



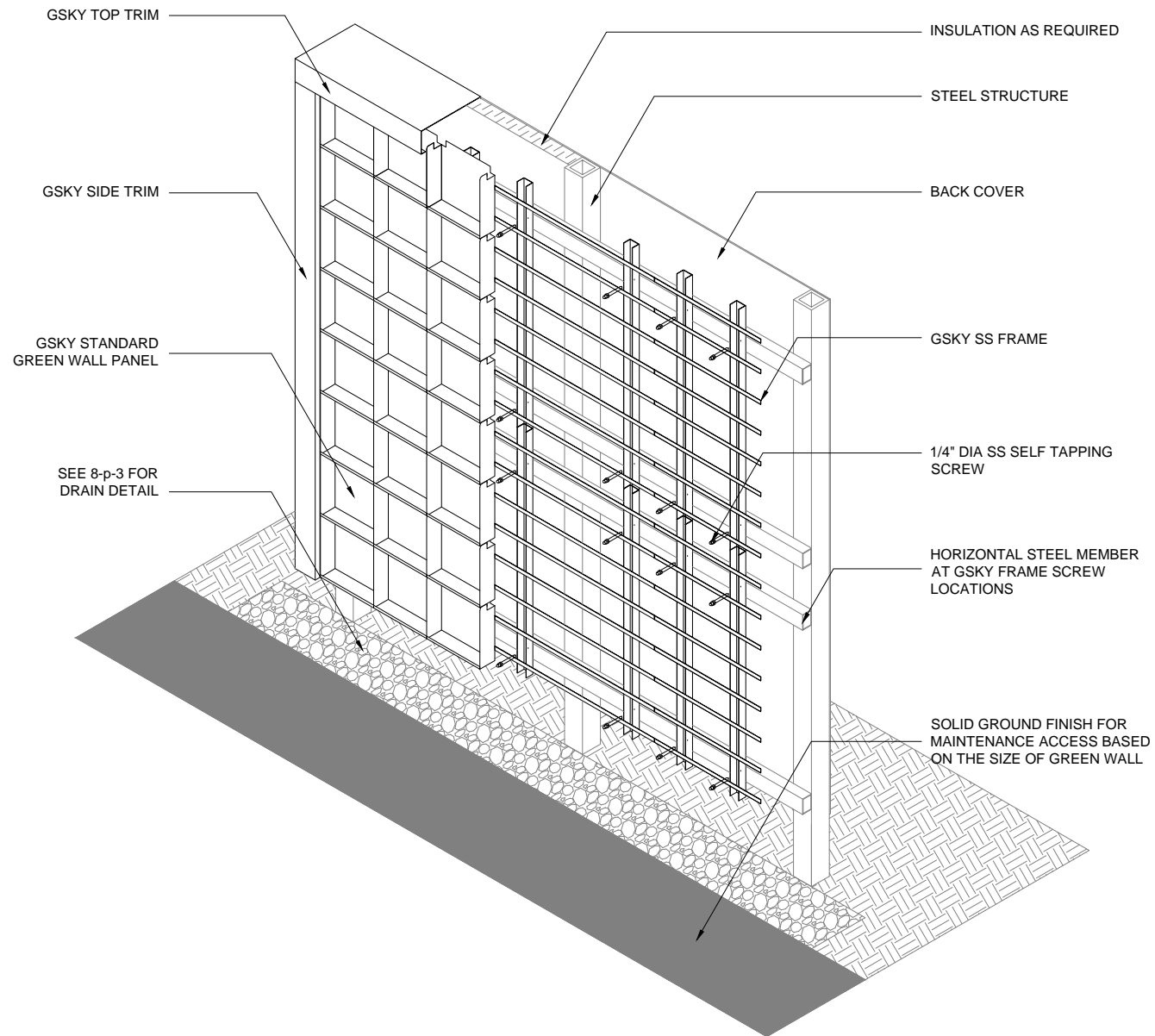
#704 - 318 HOMER ST
VANCOUVER, BC V6B 2V2
604-708-0611 ph 604-357-1315 fax
www.gsky.com

DESIGN NOTE:
*STRUCTURE MUST SUPPORT 30 LB/SQ.FT SATURATED GSKY GREEN WALL SYSTEM
*WALL SURFACE MUST BE SMOOTH
*HORIZONTAL STEEL MEMBER MUST LINE UP WITH GSKY FRAME SCREW LOCATIONS; ASK GSKY FOR CONSULTANT
*WATERPROOFING MAY BE REQUIRED (LIQUID OR SELF ADHESIVE TYPE IS RECOMMENDED)
*ADEQUATE LIGHTING MUST BE DESIGNED AND INSTALLED (FOR INTERIOR GREEN WALL)
*WALL MUST BE ACCESSIBLE FOR MAINTENANCE (LIFT ACCESS MAY BE REQUIRED)
*TRIM WIDTH MAY INCREASE DEPENDING ON LOCATION OF ZONE VALVES; SEE 9-p, 10-p AND 11-p FOR DETAIL
*GREEN WALL BELOW MUST TO BE CLEAR FOR MAINTENANCE LIFT ACCESS

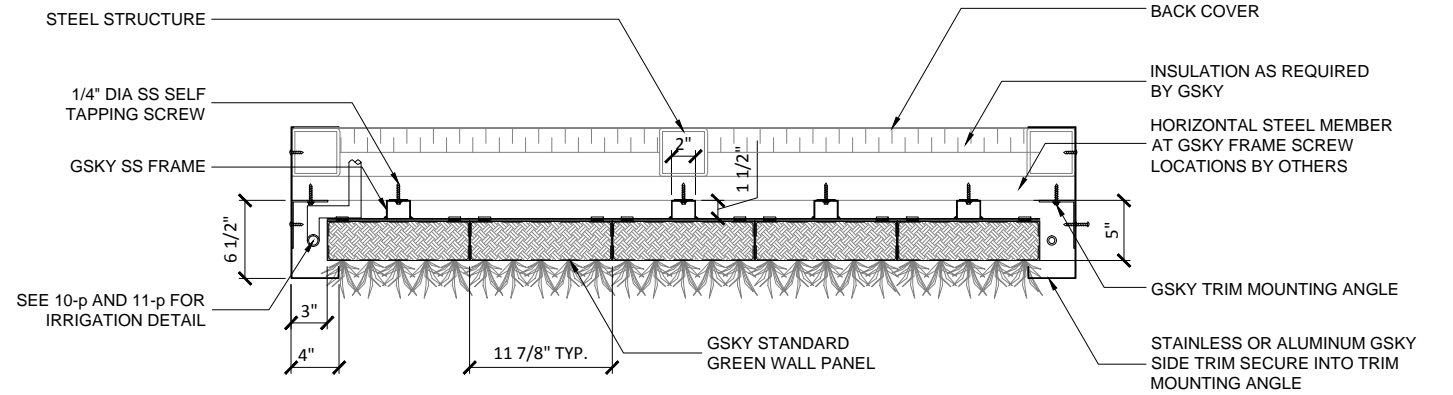
DRAWING #

4-p

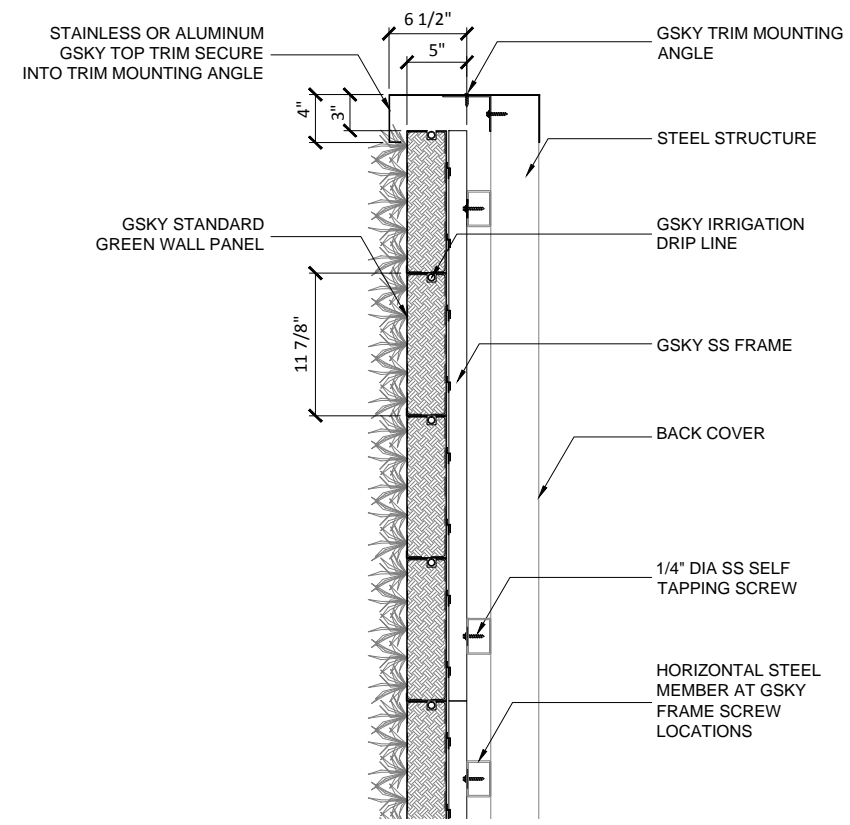
DATE: AUG 18, 2010 SCALE: AS NOTED
REV DATE: N/A PAPER SIZE: 11 x 17



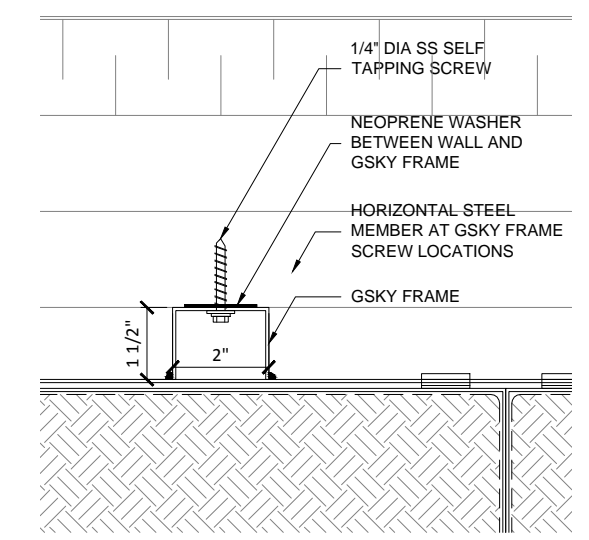
1 3D VIEW / STEEL WALL
SCALE 3/8" - 1'-0" (FILE # 4-p-1)



2 PLAN DETAIL / STEEL WALL
SCALE 3/4" - 1'-0" (FILE # 3-p-2)



3 SECTION DETAIL / STEEL WALL
SCALE 3/4" - 1'-0" (FILE # 3-p-3)



4 FASTENER DETAIL / STEEL WALL
SCALE 3" - 1'-0" (FILE # 4-p-4)